



# ERAPOL 1K901A

Era Polymers Pty Ltd

Chemwatch Hazard Alert Code: 2

Version No: 1.1  
Safety Data Sheet according to OSHA HazCom Standard (2012) requirements

Issue Date: 02/10/2018  
Print Date: 14/11/2018  
S.GHS.U.S.A.EN

## SECTION 1 IDENTIFICATION

### Product Identifier

Product name	ERAPOL 1K901A
Synonyms	Not Available
Proper shipping name	Environmentally hazardous substance, liquid, n.o.s. (contains diethyltoluenediamine)

### Recommended use of the chemical and restrictions on use

Relevant identified uses	Polyurethane elastomer single component system
--------------------------	--

### Name, address, and telephone number of the chemical manufacturer, importer, or other responsible party

Registered company name	Era Polymers Pty Ltd
Address	2-4 Green Street, BANKSMeadow NSW 2019 Australia
Telephone	+61 (0)2 9666 3788
Fax	+61 (0)2 9666 4805
Website	www.erapol.com.au
Email	erapol@erapol.com.au

### Emergency phone number

Association / Organisation	CHEMWATCH
Emergency telephone numbers	Not Available
Other emergency telephone numbers	Not Available

## CHEMWATCH EMERGENCY RESPONSE

Primary Number	Alternative Number 1	Alternative Number 2
877 715 9305	+61 2 9186 1132	Not Available

Once connected and if the message is not in your preferred language then please dial 01

Una vez conectado y si el mensaje no está en su idioma preferido, por favor marque 02

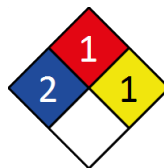
## SECTION 2 HAZARD(S) IDENTIFICATION

### Classification of the substance or mixture

#### CHEMWATCH HAZARD RATINGS

	Min	Max
Flammability	0	
Toxicity	1	
Body Contact	2	
Reactivity	0	
Chronic	1	

0 = Minimum  
1 = Low  
2 = Moderate  
3 = High  
4 = Extreme



Note: The hazard category numbers found in GHS classification in section 2 of this SDSs are NOT to be used to fill in the NFPA 704 diamond. Blue = Health Red = Fire Yellow = Reactivity White = Special (Oxidizer or water reactive substances)

Classification	Eye Irritation Category 2A, Specific target organ toxicity - repeated exposure Category 2, Acute Aquatic Hazard Category 2, Chronic Aquatic Hazard Category 2
----------------	---

### Label elements

Hazard pictogram(s)	
---------------------	---

SIGNAL WORD

WARNING

## Hazard statement(s)

H319	Causes serious eye irritation.
H373	May cause damage to organs through prolonged or repeated exposure.
H411	Toxic to aquatic life with long lasting effects.

## Hazard(s) not otherwise specified

Not Applicable

## Precautionary statement(s) General

P101	If medical advice is needed, have product container or label at hand.
P102	Keep out of reach of children.
P103	Read label before use.

## Precautionary statement(s) Prevention

P260	Do not breathe dust/fume/gas/mist/vapours/spray.
P273	Avoid release to the environment.
P280	Wear protective gloves/protective clothing/eye protection/face protection.

## Precautionary statement(s) Response

P305+P351+P338	IF IN EYES: Rinse cautiously with water for several minutes. Remove contact lenses, if present and easy to do. Continue rinsing.
P314	Get medical advice/attention if you feel unwell.
P337+P313	If eye irritation persists: Get medical advice/attention.
P391	Collect spillage.

## Precautionary statement(s) Storage

Not Applicable

## Precautionary statement(s) Disposal

P501	Dispose of contents/container in accordance with local regulations.
------	---

## SECTION 3 COMPOSITION / INFORMATION ON INGREDIENTS

## Substances

See section below for composition of Mixtures

## Mixtures

CAS No	%[weight]	Name
68479-98-1	10-30	<u>diethyltoluenediamine</u>
Not Available	to 100	Blocked polyurethane prepolymer

The specific chemical identity and/or exact percentage (concentration) of composition has been withheld as a trade secret.

## SECTION 4 FIRST-AID MEASURES

## Description of first aid measures

<b>Eye Contact</b>	<p>If this product comes in contact with the eyes:</p> <ul style="list-style-type: none"> <li>▶ Wash out immediately with fresh running water.</li> <li>▶ Ensure complete irrigation of the eye by keeping eyelids apart and away from eye and moving the eyelids by occasionally lifting the upper and lower lids.</li> <li>▶ Seek medical attention without delay; if pain persists or recurs seek medical attention.</li> <li>▶ Removal of contact lenses after an eye injury should only be undertaken by skilled personnel.</li> </ul>
<b>Skin Contact</b>	<p>If skin or hair contact occurs:</p> <ul style="list-style-type: none"> <li>▶ Flush skin and hair with running water (and soap if available).</li> <li>▶ Seek medical attention in event of irritation.</li> </ul>
<b>Inhalation</b>	<ul style="list-style-type: none"> <li>▶ If fumes, aerosols or combustion products are inhaled remove from contaminated area.</li> <li>▶ Other measures are usually unnecessary.</li> </ul>
<b>Ingestion</b>	<ul style="list-style-type: none"> <li>▶ <b>If swallowed do NOT induce vomiting.</b></li> <li>▶ If vomiting occurs, lean patient forward or place on left side (head-down position, if possible) to maintain open airway and prevent aspiration.</li> <li>▶ Observe the patient carefully.</li> <li>▶ Never give liquid to a person showing signs of being sleepy or with reduced awareness; i.e. becoming unconscious.</li> </ul>

Continued...

- ▶ Give water to rinse out mouth, then provide liquid slowly and as much as casualty can comfortably drink.
- ▶ Seek medical advice.

### Most important symptoms and effects, both acute and delayed

See Section 11

### Indication of any immediate medical attention and special treatment needed

Treat symptomatically.

The material may induce methaemoglobinaemia following exposure.

- ▶ Initial attention should be directed at oxygen delivery and assisted ventilation if necessary. Hyperbaric oxygen has not demonstrated substantial benefits.
- ▶ Hypotension should respond to Trendelenburg's position and intravenous fluids; otherwise dopamine may be needed.
- ▶ Symptomatic patients with methaemoglobin levels over 30% should receive methylene blue. (Cyanosis, alone, is not an indication for treatment). The usual dose is 1-2 mg/kg of a 1% solution (10 mg/ml) IV over 50 minutes; repeat, using the same dose, if symptoms of hypoxia fail to subside within 1 hour.
- ▶ Thorough cleansing of the entire contaminated area of the body, including the scalp and nails, is of utmost importance.

#### BIOLOGICAL EXPOSURE INDEX - BEI

These represent the determinants observed in specimens collected from a healthy worker exposed at the Exposure Standard (ES or TLV):

Determinant	Index	Sampling Time	Comment
1. Methaemoglobin in blood	1.5% of haemoglobin	During or end of shift	B, NS, SQ

B: Background levels occur in specimens collected from subjects **NOT** exposed

NS: Non-specific determinant; also observed after exposure to other materials

SQ: Semi-quantitative determinant - Interpretation may be ambiguous; should be used as a screening test or confirmatory test.

## SECTION 5 FIRE-FIGHTING MEASURES

### Extinguishing media

- ▶ Foam.
- ▶ Dry chemical powder.
- ▶ BCF (where regulations permit).
- ▶ Carbon dioxide.
- ▶ Water spray or fog - Large fires only.

### Special hazards arising from the substrate or mixture

#### Fire Incompatibility

- ▶ Avoid contamination with oxidising agents i.e. nitrates, oxidising acids, chlorine bleaches, pool chlorine etc. as ignition may result

### Special protective equipment and precautions for fire-fighters

<b>Fire Fighting</b>	<ul style="list-style-type: none"> <li>▶ Alert Fire Brigade and tell them location and nature of hazard.</li> <li>▶ Wear full body protective clothing with breathing apparatus.</li> <li>▶ Prevent, by any means available, spillage from entering drains or water course.</li> <li>▶ Use water delivered as a fine spray to control fire and cool adjacent area.</li> <li>▶ Avoid spraying water onto liquid pools.</li> <li>▶ <b>DO NOT</b> approach containers suspected to be hot.</li> <li>▶ Cool fire exposed containers with water spray from a protected location.</li> <li>▶ If safe to do so, remove containers from path of fire.</li> </ul>
<b>Fire/Explosion Hazard</b>	<ul style="list-style-type: none"> <li>▶ Combustible.</li> <li>▶ Slight fire hazard when exposed to heat or flame.</li> <li>▶ Heating may cause expansion or decomposition leading to violent rupture of containers.</li> <li>▶ On combustion, may emit toxic fumes of carbon monoxide (CO).</li> <li>▶ May emit acrid smoke.</li> <li>▶ Mists containing combustible materials may be explosive.</li> </ul> <p>Combustion products include: carbon dioxide (CO<sub>2</sub>) nitrogen oxides (NO<sub>x</sub>) other pyrolysis products typical of burning organic material.</p>

## SECTION 6 ACCIDENTAL RELEASE MEASURES

### Personal precautions, protective equipment and emergency procedures

See section 8

### Environmental precautions

See section 12

### Methods and material for containment and cleaning up

<b>Minor Spills</b>	<p>Environmental hazard - contain spillage.</p> <ul style="list-style-type: none"> <li>▶ Clean up all spills immediately.</li> <li>▶ Avoid breathing vapours and contact with skin and eyes.</li> <li>▶ Control personal contact with the substance, by using protective equipment.</li> <li>▶ Contain and absorb spill with sand, earth, inert material or vermiculite.</li> <li>▶ Wipe up.</li> <li>▶ Place in a suitable, labelled container for waste disposal.</li> </ul>
<b>Major Spills</b>	<p>Environmental hazard - contain spillage. Moderate hazard.</p> <ul style="list-style-type: none"> <li>▶ Clear area of personnel and move upwind.</li> <li>▶ Alert Fire Brigade and tell them location and nature of hazard.</li> <li>▶ Wear breathing apparatus plus protective gloves.</li> <li>▶ Prevent, by any means available, spillage from entering drains or water course.</li> <li>▶ No smoking, naked lights or ignition sources.</li> </ul>

- ▶ Increase ventilation.
- ▶ Stop leak if safe to do so.
- ▶ Contain spill with sand, earth or vermiculite.
- ▶ Collect recoverable product into labelled containers for recycling.
- ▶ Absorb remaining product with sand, earth or vermiculite.
- ▶ Collect solid residues and seal in labelled drums for disposal.
- ▶ Wash area and prevent runoff into drains.
- ▶ If contamination of drains or waterways occurs, advise emergency services.

Personal Protective Equipment advice is contained in Section 8 of the SDS.

## SECTION 7 HANDLING AND STORAGE

### Precautions for safe handling

<b>Safe handling</b>	<ul style="list-style-type: none"> <li>▶ Avoid all personal contact, including inhalation.</li> <li>▶ Wear protective clothing when risk of exposure occurs.</li> <li>▶ Use in a well-ventilated area.</li> <li>▶ Prevent concentration in hollows and sumps.</li> <li>▶ <b>DO NOT enter confined spaces until atmosphere has been checked.</b></li> <li>▶ Avoid smoking, naked lights or ignition sources.</li> <li>▶ Avoid contact with incompatible materials.</li> <li>▶ When handling, <b>DO NOT eat, drink or smoke.</b></li> <li>▶ Keep containers securely sealed when not in use.</li> <li>▶ Avoid physical damage to containers.</li> <li>▶ Always wash hands with soap and water after handling.</li> <li>▶ Work clothes should be laundered separately.</li> <li>▶ Use good occupational work practice.</li> <li>▶ Observe manufacturer's storage and handling recommendations contained within this SDS.</li> <li>▶ Atmosphere should be regularly checked against established exposure standards to ensure safe working conditions.</li> </ul>
<b>Other information</b>	<ul style="list-style-type: none"> <li>▶ Consider storage under inert gas.</li> <li>▶ Store in original containers.</li> <li>▶ Keep containers securely sealed.</li> <li>▶ Store in a cool, dry, well-ventilated area.</li> <li>▶ Store away from incompatible materials and foodstuff containers.</li> <li>▶ Protect containers against physical damage and check regularly for leaks.</li> <li>▶ Observe manufacturer's storage and handling recommendations contained within this SDS.</li> </ul>

### Conditions for safe storage, including any incompatibilities

<b>Suitable container</b>	<ul style="list-style-type: none"> <li>▶ Metal can or drum</li> <li>▶ Packaging as recommended by manufacturer.</li> <li>▶ Check all containers are clearly labelled and free from leaks.</li> </ul>
<b>Storage incompatibility</b>	<ul style="list-style-type: none"> <li>▶ Many arylamines (aromatic amines such as aniline, N-ethylaniline, o-toluidine, xylydine etc. and their mixtures) are hypergolic (ignite spontaneously) with red fuming nitric acid. When the amines are dissolved in triethylamine, ignition occurs at -60 deg. C. or less.</li> <li>▶ Various metal oxides and their salts may promote ignition of amine-red fuming nitric acid systems. Soluble materials such as copper(I) oxide, ammonium metavanadate are effective; insoluble materials such as copper(II) oxide, iron(II) oxide, potassium dichromate are also effective.</li> <li>▶ Avoid oxidising agents, acids, acid chlorides, acid anhydrides, chloroformates.</li> <li>▶ <b>NOTE:</b> May develop pressure in containers; open carefully. Vent periodically.</li> <li>▶ Segregate from alcohol, water.</li> </ul>

## SECTION 8 EXPOSURE CONTROLS / PERSONAL PROTECTION

### Control parameters

#### OCCUPATIONAL EXPOSURE LIMITS (OEL)

#### INGREDIENT DATA

Not Available

#### EMERGENCY LIMITS

Ingredient	Material name	TEEL-1	TEEL-2	TEEL-3
ERAPOL 1K901A	Not Available	Not Available	Not Available	Not Available

Ingredient	Original IDLH	Revised IDLH
diethyltoluenediamine	Not Available	Not Available
Blocked polyurethane prepolymer	Not Available	Not Available

### Exposure controls

<b>Appropriate engineering controls</b>	<p>Engineering controls are used to remove a hazard or place a barrier between the worker and the hazard. Well-designed engineering controls can be highly effective in protecting workers and will typically be independent of worker interactions to provide this high level of protection.</p> <p>The basic types of engineering controls are:</p> <ul style="list-style-type: none"> <li>Process controls which involve changing the way a job activity or process is done to reduce the risk.</li> <li>Enclosure and/or isolation of emission source which keeps a selected hazard 'physically' away from the worker and ventilation that strategically 'adds' and 'removes' air in the work environment. Ventilation can remove or dilute an air contaminant if designed properly. The design of a ventilation system must match the particular process and chemical or contaminant in use.</li> </ul> <p>Employers may need to use multiple types of controls to prevent employee overexposure.</p> <p>General exhaust is adequate under normal operating conditions. Local exhaust ventilation may be required in specific circumstances. If risk of overexposure exists, wear approved respirator. Correct fit is essential to obtain adequate protection. Provide adequate ventilation in warehouse or closed storage areas. Air contaminants generated in the workplace possess varying 'escape' velocities which, in turn, determine the 'capture velocities' of fresh</p>
---	--

circulating air required to effectively remove the contaminant.

Type of Contaminant:	Air Speed:
solvent, vapours, degreasing etc., evaporating from tank (in still air).	0.25-0.5 m/s (50-100 f/min)
aerosols, fumes from pouring operations, intermittent container filling, low speed conveyer transfers, welding, spray drift, plating acid fumes, pickling (released at low velocity into zone of active generation)	0.5-1 m/s (100-200 f/min.)
direct spray, spray painting in shallow booths, drum filling, conveyer loading, crusher dusts, gas discharge (active generation into zone of rapid air motion)	1-2.5 m/s (200-500 f/min.)
grinding, abrasive blasting, tumbling, high speed wheel generated dusts (released at high initial velocity into zone of very high rapid air motion).	2.5-10 m/s (500-2000 f/min.)

Within each range the appropriate value depends on:

Lower end of the range	Upper end of the range
1: Room air currents minimal or favourable to capture	1: Disturbing room air currents
2: Contaminants of low toxicity or of nuisance value only.	2: Contaminants of high toxicity
3: Intermittent, low production.	3: High production, heavy use
4: Large hood or large air mass in motion	4: Small hood-local control only

Simple theory shows that air velocity falls rapidly with distance away from the opening of a simple extraction pipe. Velocity generally decreases with the square of distance from the extraction point (in simple cases). Therefore the air speed at the extraction point should be adjusted, accordingly, after reference to distance from the contaminating source. The air velocity at the extraction fan, for example, should be a minimum of 1-2 m/s (200-400 f/min) for extraction of solvents generated in a tank 2 meters distant from the extraction point. Other mechanical considerations, producing performance deficits within the extraction apparatus, make it essential that theoretical air velocities are multiplied by factors of 10 or more when extraction systems are installed or used.

#### Personal protection



#### Eye and face protection

- ▶ Safety glasses with side shields.
- ▶ Chemical goggles.
- ▶ Contact lenses may pose a special hazard; soft contact lenses may absorb and concentrate irritants. A written policy document, describing the wearing of lenses or restrictions on use, should be created for each workplace or task. This should include a review of lens absorption and adsorption for the class of chemicals in use and an account of injury experience. Medical and first-aid personnel should be trained in their removal and suitable equipment should be readily available. In the event of chemical exposure, begin eye irrigation immediately and remove contact lens as soon as practicable. Lens should be removed at the first signs of eye redness or irritation - lens should be removed in a clean environment only after workers have washed hands thoroughly. [CDC NIOSH Current Intelligence Bulletin 59], [AS/NZS 1336 or national equivalent]

#### Skin protection

See Hand protection below

#### Hands/feet protection

The selection of suitable gloves does not only depend on the material, but also on further marks of quality which vary from manufacturer to manufacturer. Where the chemical is a preparation of several substances, the resistance of the glove material can not be calculated in advance and has therefore to be checked prior to the application.

The exact break through time for substances has to be obtained from the manufacturer of the protective gloves and has to be observed when making a final choice.

Personal hygiene is a key element of effective hand care. Gloves must only be worn on clean hands. After using gloves, hands should be washed and dried thoroughly. Application of a non-perfumed moisturiser is recommended.

Suitability and durability of glove type is dependent on usage. Important factors in the selection of gloves include:

- frequency and duration of contact,
- chemical resistance of glove material,
- glove thickness and
- dexterity

Select gloves tested to a relevant standard (e.g. Europe EN 374, US F739, AS/NZS 2161.1 or national equivalent).

- When prolonged or frequently repeated contact may occur, a glove with a protection class of 5 or higher (breakthrough time greater than 240 minutes according to EN 374, AS/NZS 2161.10.1 or national equivalent) is recommended.
- When only brief contact is expected, a glove with a protection class of 3 or higher (breakthrough time greater than 60 minutes according to EN 374, AS/NZS 2161.10.1 or national equivalent) is recommended.
- Some glove polymer types are less affected by movement and this should be taken into account when considering gloves for long-term use.

- Contaminated gloves should be replaced.

As defined in ASTM F-739-96 in any application, gloves are rated as:

- Excellent when breakthrough time > 480 min
- Good when breakthrough time > 20 min
- Fair when breakthrough time < 20 min
- Poor when glove material degrades

For general applications, gloves with a thickness typically greater than 0.35 mm, are recommended.

It should be emphasised that glove thickness is not necessarily a good predictor of glove resistance to a specific chemical, as the permeation efficiency of the glove will be dependent on the exact composition of the glove material. Therefore, glove selection should also be based on consideration of the task requirements and knowledge of breakthrough times.

Glove thickness may also vary depending on the glove manufacturer, the glove type and the glove model. Therefore, the manufacturers' technical data should always be taken into account to ensure selection of the most appropriate glove for the task.

Note: Depending on the activity being conducted, gloves of varying thickness may be required for specific tasks. For example:

- Thinner gloves (down to 0.1 mm or less) may be required where a high degree of manual dexterity is needed. However, these gloves are only likely to give short duration protection and would normally be just for single use applications, then disposed of.
- Thicker gloves (up to 3 mm or more) may be required where there is a mechanical (as well as a chemical) risk i.e. where there is abrasion or puncture potential

Gloves must only be worn on clean hands. After using gloves, hands should be washed and dried thoroughly. Application of a non-perfumed moisturiser is recommended.

- ▶ Wear chemical protective gloves, e.g. PVC.
- ▶ Wear safety footwear or safety gumboots, e.g. Rubber

#### Body protection

See Other protection below

**Other protection**

- ▶ Overalls.
- ▶ P.V.C. apron.
- ▶ Barrier cream.
- ▶ Skin cleansing cream.
- ▶ Eye wash unit.

**Respiratory protection**

Type K-P Filter of sufficient capacity. (AS/NZS 1716 & 1715, EN 143:2000 & 149:2001, ANSI Z88 or national equivalent)

Selection of the Class and Type of respirator will depend upon the level of breathing zone contaminant and the chemical nature of the contaminant. Protection Factors (defined as the ratio of contaminant outside and inside the mask) may also be important.

Required minimum protection factor	Maximum gas/vapour concentration present in air p.p.m. (by volume)	Half-face Respirator	Full-Face Respirator
up to 10	1000	K-AUS / Class1 P2	-
up to 50	1000	-	K-AUS / Class 1 P2
up to 50	5000	Airline *	-
up to 100	5000	-	K-2 P2
up to 100	10000	-	K-3 P2
100+			Airline**

\* - Continuous Flow \*\* - Continuous-flow or positive pressure demand

A(All classes) = Organic vapours, B AUS or B1 = Acid gasses, B2 = Acid gas or hydrogen cyanide(HCN), B3 = Acid gas or hydrogen cyanide(HCN), E = Sulfur dioxide(SO<sub>2</sub>), G = Agricultural chemicals, K = Ammonia(NH<sub>3</sub>), Hg = Mercury, NO = Oxides of nitrogen, MB = Methyl bromide, AX = Low boiling point organic compounds(below 65 degC)

- Cartridge respirators should never be used for emergency ingress or in areas of unknown vapour concentrations or oxygen content.
- The wearer must be warned to leave the contaminated area immediately on detecting any odours through the respirator. The odour may indicate that the mask is not functioning properly, that the vapour concentration is too high, or that the mask is not properly fitted. Because of these limitations, only restricted use of cartridge respirators is considered appropriate.
- Cartridge performance is affected by humidity. Cartridges should be changed after 2 hr of continuous use unless it is determined that the humidity is less than 75%, in which case, cartridges can be used for 4 hr. Used cartridges should be discarded daily, regardless of the length of time used

**SECTION 9 PHYSICAL AND CHEMICAL PROPERTIES****Information on basic physical and chemical properties**

<b>Appearance</b>	Amber liquid		
<b>Physical state</b>	Liquid	<b>Relative density (Water = 1)</b>	Not Available
<b>Odour</b>	Not Available	<b>Partition coefficient n-octanol / water</b>	Not Available
<b>Odour threshold</b>	Not Available	<b>Auto-ignition temperature (°C)</b>	Not Available
<b>pH (as supplied)</b>	Not Available	<b>Decomposition temperature</b>	Not Available
<b>Melting point / freezing point (°C)</b>	Not Available	<b>Viscosity (cSt)</b>	Not Available
<b>Initial boiling point and boiling range (°C)</b>	>300	<b>Molecular weight (g/mol)</b>	Not Available
<b>Flash point (°C)</b>	>200	<b>Taste</b>	Not Available
<b>Evaporation rate</b>	Not Available	<b>Explosive properties</b>	Not Available
<b>Flammability</b>	Not Applicable	<b>Oxidising properties</b>	Not Available
<b>Upper Explosive Limit (%)</b>	Not Available	<b>Surface Tension (dyn/cm or mN/m)</b>	Not Available
<b>Lower Explosive Limit (%)</b>	Not Available	<b>Volatile Component (%vol)</b>	Not Available
<b>Vapour pressure (kPa)</b>	Not Available	<b>Gas group</b>	Not Available
<b>Solubility in water (g/L)</b>	Reacts	<b>pH as a solution (1%)</b>	Not Available
<b>Vapour density (Air = 1)</b>	Not Available	<b>VOC g/L</b>	Not Available

**SECTION 10 STABILITY AND REACTIVITY**

<b>Reactivity</b>	See section 7
<b>Chemical stability</b>	<ul style="list-style-type: none"> <li>▶ Unstable in the presence of incompatible materials.</li> <li>▶ Product is considered stable.</li> <li>▶ Hazardous polymerisation will not occur.</li> </ul>
<b>Possibility of hazardous reactions</b>	See section 7
<b>Conditions to avoid</b>	See section 7
<b>Incompatible materials</b>	See section 7
<b>Hazardous decomposition products</b>	See section 5

**SECTION 11 TOXICOLOGICAL INFORMATION****Information on toxicological effects**

<b>Inhaled</b>	The material is not thought to produce either adverse health effects or irritation of the respiratory tract following inhalation (as classified by EC Directives using animal models). Nevertheless, adverse systemic effects have been produced following exposure of animals by at least one other route and good hygiene practice requires that exposure be kept to a minimum and that suitable control measures be used in an occupational setting.
----------------	---

	Inhalation of epoxy resin amine hardeners (including polyamines and amine adducts) may produce bronchospasm and coughing episodes lasting several days after cessation of the exposure. Even faint traces of these vapours may trigger an intense reaction in individuals showing 'amine asthma'.
<b>Ingestion</b>	<p>Accidental ingestion of the material may be damaging to the health of the individual.</p> <p>Ingestion of amine epoxy-curing agents (hardeners) may cause severe abdominal pain, nausea, vomiting or diarrhoea. The vomitus may contain blood and mucus.</p> <p>The substance and/or its metabolites may bind to haemoglobin inhibiting normal uptake of oxygen. This condition, known as 'methaemoglobinemia', is a form of oxygen starvation (anoxia).</p> <p>Symptoms include cyanosis (a bluish discolouration skin and mucous membranes) and breathing difficulties. Symptoms may not be evident until several hours after exposure.</p> <p>At about 15% concentration of blood methaemoglobin there is observable cyanosis of the lips, nose and earlobes. Symptoms may be absent although euphoria, flushed face and headache are commonly experienced. At 25-40%, cyanosis is marked but little disability occurs other than that produced on physical exertion. At 40-60%, symptoms include weakness, dizziness, lightheadedness, increasingly severe headache, ataxia, rapid shallow respiration, drowsiness, nausea, vomiting, confusion, lethargy and stupor. Above 60% symptoms include dyspnea, respiratory depression, tachycardia or bradycardia, and convulsions. Levels exceeding 70% may be fatal.</p>
<b>Skin Contact</b>	<p>The material is not thought to produce adverse health effects or skin irritation following contact (as classified by EC Directives using animal models). Nevertheless, good hygiene practice requires that exposure be kept to a minimum and that suitable gloves be used in an occupational setting.</p> <p>Amine epoxy-curing agents (hardeners) may produce primary skin irritation and sensitisation dermatitis in predisposed individuals. Cutaneous reactions include erythema, intolerable itching and severe facial swelling.</p> <p>Open cuts, abraded or irritated skin should not be exposed to this material</p> <p>Entry into the blood-stream, through, for example, cuts, abrasions or lesions, may produce systemic injury with harmful effects. Examine the skin prior to the use of the material and ensure that any external damage is suitably protected.</p>
<b>Eye</b>	This material can cause eye irritation and damage in some persons.
<b>Chronic</b>	Long-term exposure to the product is not thought to produce chronic effects adverse to the health (as classified by EC Directives using animal models); nevertheless exposure by all routes should be minimised as a matter of course.

<b>ERAPOL 1K901A</b>	<b>TOXICITY</b>	<b>IRRITATION</b>
	Not Available	Not Available
<b>diethyltoluenediamine</b>	<b>TOXICITY</b>	<b>IRRITATION</b>
	Dermal (rabbit) LD50: >700 mg/kg <sup>[2]</sup>	Eye (rabbit): moderate-SEVERE
	Oral (rat) LD50: 470-540 mg/kg <sup>[2]</sup>	

**Legend:** 1. Value obtained from Europe ECHA Registered Substances - Acute toxicity 2.\* Value obtained from manufacturer's SDS. Unless otherwise specified data extracted from RTECS - Register of Toxic Effect of chemical Substances

<b>DIETHYLTOLUENEDIAMINE</b>	Oral (rat) LD50: 470-540 mg/kg Skin (rabbit): slight The material may produce severe irritation to the eye causing pronounced inflammation. Repeated or prolonged exposure to irritants may produce conjunctivitis.
<b>ERAPOL 1K901A &amp; DIETHYLTOLUENEDIAMINE</b>	p-Phenylenediamine is oxidised by the liver microsomal enzymes (S9). Pure p-phenylenediamine does not cause mutations, but after it is oxidized, it does.

<b>Acute Toxicity</b>	☉	<b>Carcinogenicity</b>	☉
<b>Skin Irritation/Corrosion</b>	☉	<b>Reproductivity</b>	☉
<b>Serious Eye Damage/Irritation</b>	✔	<b>STOT - Single Exposure</b>	☉
<b>Respiratory or Skin sensitisation</b>	☉	<b>STOT - Repeated Exposure</b>	✔
<b>Mutagenicity</b>	☉	<b>Aspiration Hazard</b>	☉

**Legend:** ✘ – Data available but does not fill the criteria for classification  
 ✔ – Data available to make classification  
 ☉ – Data Not Available to make classification

## SECTION 12 ECOLOGICAL INFORMATION

### Toxicity

<b>ERAPOL 1K901A</b>	<b>ENDPOINT</b>	<b>TEST DURATION (HR)</b>	<b>SPECIES</b>	<b>VALUE</b>	<b>SOURCE</b>
	Not Available	Not Available	Not Available	Not Available	Not Available
<b>diethyltoluenediamine</b>	<b>ENDPOINT</b>	<b>TEST DURATION (HR)</b>	<b>SPECIES</b>	<b>VALUE</b>	<b>SOURCE</b>
	Not Available	Not Available	Not Available	Not Available	Not Available

**Legend:** Extracted from 1. IUCLID Toxicity Data 2. Europe ECHA Registered Substances - Ecotoxicological Information - Aquatic Toxicity 3. EPIWIN Suite V3.12 (QSAR) - Aquatic Toxicity Data (Estimated) 4. US EPA, Ecotox database - Aquatic Toxicity Data 5. ECETOC Aquatic Hazard Assessment Data 6. NITE (Japan) - Bioconcentration Data 7. METI (Japan) - Bioconcentration Data 8. Vendor Data

Toxic to aquatic organisms.

Do NOT allow product to come in contact with surface waters or to intertidal areas below the mean high water mark. Do not contaminate water when cleaning equipment or disposing of equipment wash-waters.

Wastes resulting from use of the product must be disposed of on site or at approved waste sites.

Phenylenediamines are not readily biodegradable via CO<sub>2</sub> evolution, but they are susceptible to both hydrolysis and photodegradation. These materials have been shown not to partition to water or air if released into the environment due to their low water solubility and low vapor pressure. It is unclear how phenylenediamines are eliminated from water bodies, but it is assumed that this is through processes such as oxidation reactions, adsorption, and stripping effects. It is assumed that any phenylenediamines released into the atmosphere are destroyed by photodegradation. The calculated half-life is less than 2 hours. Bioaccumulation is unlikely to occur to any significant degree. Only one study has dealt with the behaviour of phenylenediamines in soil, in respect to their soil sorption and geoaccumulation. Adsorption in soil is relatively strong at low concentrations and expandable clay minerals but weak at higher concentrations. No information is available on the sorption behaviour against organic material. The substituted p-phenylenediamines and presumably the other isomers, in general, are very toxic to aquatic organisms.

For Arylamines (Aromatic Amines):

Aquatic Fate - Arylamines, particularly aromatic amines, irreversibly bind with humic substances present in most natural waters. The estimated half-life of aromatic amines in water is approximately 100 days.

Ecotoxicity: Anilines, benzidines and toluidines are of environmental concern. Anilines and benzidines are both acutely toxic and toxic depending on the specific aquatic species (except algae).

Toluidines represent a similar concern, It has been speculated that aqueous solutions of aromatic amines can be oxidized by organic radicals. The estimated half-life of aromatic amines in water is approximately 100 days.

**DO NOT discharge into sewer or waterways.**

#### Persistence and degradability

Ingredient	Persistence: Water/Soil	Persistence: Air
	No Data available for all ingredients	No Data available for all ingredients

#### Bioaccumulative potential

Ingredient	Bioaccumulation
	No Data available for all ingredients

#### Mobility in soil

Ingredient	Mobility
	No Data available for all ingredients



### SECTION 13 DISPOSAL CONSIDERATIONS

#### Waste treatment methods

<b>Product / Packaging disposal</b>	<p>Legislation addressing waste disposal requirements may differ by country, state and/ or territory. Each user must refer to laws operating in their area. In some areas, certain wastes must be tracked.</p> <p>A Hierarchy of Controls seems to be common - the user should investigate:</p> <ul style="list-style-type: none"> <li>▶ Reduction</li> <li>▶ Reuse</li> <li>▶ Recycling</li> <li>▶ Disposal (if all else fails)</li> </ul> <p>This material may be recycled if unused, or if it has not been contaminated so as to make it unsuitable for its intended use. If it has been contaminated, it may be possible to reclaim the product by filtration, distillation or some other means. Shelf life considerations should also be applied in making decisions of this type. Note that properties of a material may change in use, and recycling or reuse may not always be appropriate.</p> <ul style="list-style-type: none"> <li>▶ <b>DO NOT allow wash water from cleaning or process equipment to enter drains.</b></li> <li>▶ It may be necessary to collect all wash water for treatment before disposal.</li> <li>▶ In all cases disposal to sewer may be subject to local laws and regulations and these should be considered first.</li> <li>▶ Where in doubt contact the responsible authority.</li> <li>▶ Recycle wherever possible or consult manufacturer for recycling options.</li> <li>▶ Consult State Land Waste Authority for disposal.</li> <li>▶ Bury or incinerate residue at an approved site.</li> <li>▶ Recycle containers if possible, or dispose of in an authorised landfill.</li> </ul>
-------------------------------------	---

### SECTION 14 TRANSPORT INFORMATION

#### Labels Required

	
Marine Pollutant	

#### Land transport (DOT)

UN number	3082
UN proper shipping name	Environmentally hazardous substance, liquid, n.o.s. (contains diethyltoluenediamine)
Transport hazard class(es)	Class : 9 Subrisk : Not Applicable
Packing group	III
Environmental hazard	Not Applicable



<b>Special precautions for user</b>	Hazard Label	9
	Special provisions	8, 146, 173, 335, IB3, T4, TP1, TP29

**Air transport (ICAO-IATA / DGR)**

<b>UN number</b>	3082	
<b>UN proper shipping name</b>	Environmentally hazardous substance, liquid, n.o.s. * (contains diethyltoluenediamine)	
<b>Transport hazard class(es)</b>	ICAO/IATA Class	9
	ICAO / IATA Subrisk	Not Applicable
	ERG Code	9L
<b>Packing group</b>	III	
<b>Environmental hazard</b>	Not Applicable	
<b>Special precautions for user</b>	Special provisions	A97 A158 A197
	Cargo Only Packing Instructions	964
	Cargo Only Maximum Qty / Pack	450 L
	Passenger and Cargo Packing Instructions	964
	Passenger and Cargo Maximum Qty / Pack	450 L
	Passenger and Cargo Limited Quantity Packing Instructions	Y964
	Passenger and Cargo Limited Maximum Qty / Pack	30 kg G

**Sea transport (IMDG-Code / GGVSee)**

<b>UN number</b>	3082	
<b>UN proper shipping name</b>	ENVIRONMENTALLY HAZARDOUS SUBSTANCE, LIQUID, N.O.S. (contains diethyltoluenediamine)	
<b>Transport hazard class(es)</b>	IMDG Class	9
	IMDG Subrisk	Not Applicable
<b>Packing group</b>	III	
<b>Environmental hazard</b>	Marine Pollutant	
<b>Special precautions for user</b>	EMS Number	F-A , S-F
	Special provisions	274 335 969
	Limited Quantities	5 L

**Transport in bulk according to Annex II of MARPOL and the IBC code**

Not Applicable

**SECTION 15 REGULATORY INFORMATION****Safety, health and environmental regulations / legislation specific for the substance or mixture****DIETHYLTOLUENEDIAMINE(68479-98-1) IS FOUND ON THE FOLLOWING REGULATORY LISTS**

US Toxic Substances Control Act (TSCA) - Chemical Substance Inventory  
 US TSCA Chemical Substance Inventory - Interim List of Active Substances

US TSCA Section 12(b) - List of Chemical Substances Subject to Export Notification Requirements  
 US TSCA Section 4/12 (b) - Sunset Dates/Status

**Federal Regulations****Superfund Amendments and Reauthorization Act of 1986 (SARA)****SECTION 311/312 HAZARD CATEGORIES**

Flammable (Gases, Aerosols, Liquids, or Solids)	No
Gas under pressure	No
Explosive	No
Self-heating	No
Pyrophoric (Liquid or Solid)	No
Pyrophoric Gas	No
Corrosive to metal	No
Oxidizer (Liquid, Solid or Gas)	No
Organic Peroxide	No
Self-reactive	No
In contact with water emits flammable gas	No
Combustible Dust	No

Continued...

Carcinogenicity	No
Acute toxicity (any route of exposure)	No
Reproductive toxicity	No
Skin Corrosion or Irritation	No
Respiratory or Skin Sensitization	No
Serious eye damage or eye irritation	Yes
Specific target organ toxicity (single or repeated exposure)	Yes
Aspiration Hazard	No
Germ cell mutagenicity	No
Simple Asphyxiant	No

**US. EPA CERCLA HAZARDOUS SUBSTANCES AND REPORTABLE QUANTITIES (40 CFR 302.4)**

None Reported

**State Regulations****US. CALIFORNIA PROPOSITION 65**

None Reported

**National Inventory Status**

National Inventory	Status
Australia - AICS	Y
Canada - DSL	Y
China - IECSC	Y
Europe - EINEC / ELINCS / NLP	Y
Korea - KECI	Y
New Zealand - NZIoC	Y
Philippines - PICCS	Y
USA - TSCA	Y
<b>Legend:</b>	Y = All ingredients are on the inventory N = Not determined or one or more ingredients are not on the inventory and are not exempt from listing (see specific ingredients in brackets)

**SECTION 16 OTHER INFORMATION**

<b>Revision Date</b>	02/10/2018
<b>Initial Date</b>	13/11/2014

**Other information**

Classification of the preparation and its individual components has drawn on official and authoritative sources as well as independent review by the Chemwatch Classification committee using available literature references.

The SDS is a Hazard Communication tool and should be used to assist in the Risk Assessment. Many factors determine whether the reported Hazards are Risks in the workplace or other settings. Risks may be determined by reference to Exposures Scenarios. Scale of use, frequency of use and current or available engineering controls must be considered.

**Definitions and abbreviations**

PC—TWA: Permissible Concentration-Time Weighted Average  
 PC—STEL: Permissible Concentration-Short Term Exposure Limit  
 IARC: International Agency for Research on Cancer  
 ACGIH: American Conference of Governmental Industrial Hygienists  
 STEL: Short Term Exposure Limit  
 TEEL: Temporary Emergency Exposure Limit,  
 IDLH: Immediately Dangerous to Life or Health Concentrations  
 OSF: Odour Safety Factor  
 NOAEL: No Observed Adverse Effect Level  
 LOAEL: Lowest Observed Adverse Effect Level  
 TLV: Threshold Limit Value  
 LOD: Limit Of Detection  
 OTV: Odour Threshold Value  
 BCF: BioConcentration Factors  
 BEI: Biological Exposure Index

Powered by AuthorITe, from Chemwatch.